



### District Report Card: 2017


<b>State:</b> Maharashtra	<b>District:</b> Osmanabad
<b>Class:</b> 8	<b>Subject:</b> Language
<b>Schools:</b> 50	<b>Students:</b> 1291


### Participation/Coverage


#### Students

 GENDER	Boys		Girls	
	Number	%	Number	%
	623	48.26	668	51.74

 AREA	Rural		Urban	
	Number	%	Number	%
	907	70.26	384	29.74

 CATEGORY	SC		ST		OBC		GEN	
	Number	%	Number	%	Number	%	Number	%
	180	13.94	32	2.48	338	26.18	741	57.40

 CWSN	LD	VI	HI	S&LD	ID	Oth
	3	1	1	5	0	3

 Management	Government		Government-aided	
	Number	%	Number	%
	204	15.80	1087	84.20

### Average Performance of Students in Language (%)

Overall	Gender		Area		Management		Social Group			
	Male	Female	Rural	Urban	Govt.	Aided	SC	ST	OBC	GEN
67.17	66.87	67.46	66.15	69.58	70.26	66.59	62.44	63.13	66.47	68.82

### Performance on Learning Outcomes (LOs)

Learning Outcomes	Description	Average Performance(%)
L813	Read textual/non-textual materials with comprehension and identifies the details, characters, main idea and sequence of ideas and events while reading	67.17

Range of Performance of Students who Answered Correctly							
Below 30%		30% - 50%		50% - 75%		Above 75%	
Number	%	Number	%	Number	%	Number	%
92	7.13	176	13.63	527	40.82	496	38.42

### Lowest Performing Learning Outcomes (LOs)

1 - Read textual/non-textual materials with comprehension and identifies the details, characters, main idea and sequence of ideas and events while reading (67.17)